



Elon Elementary School

**Parent Training for
Canvas/Google
Classroom**



Welcome



Overview

- Welcome
- Canvas Overview
- Google Classroom Overview
- Questions



Canvas Overview

What is Canvas/Virtual Virginia?

Canvas is an online learning **platform** that teachers can use to deliver lessons and assignments to students.

Virtual Virginia is part of the Virginia Department of Education that provides **content** (lessons and materials) that teachers can use in the Canvas platform.

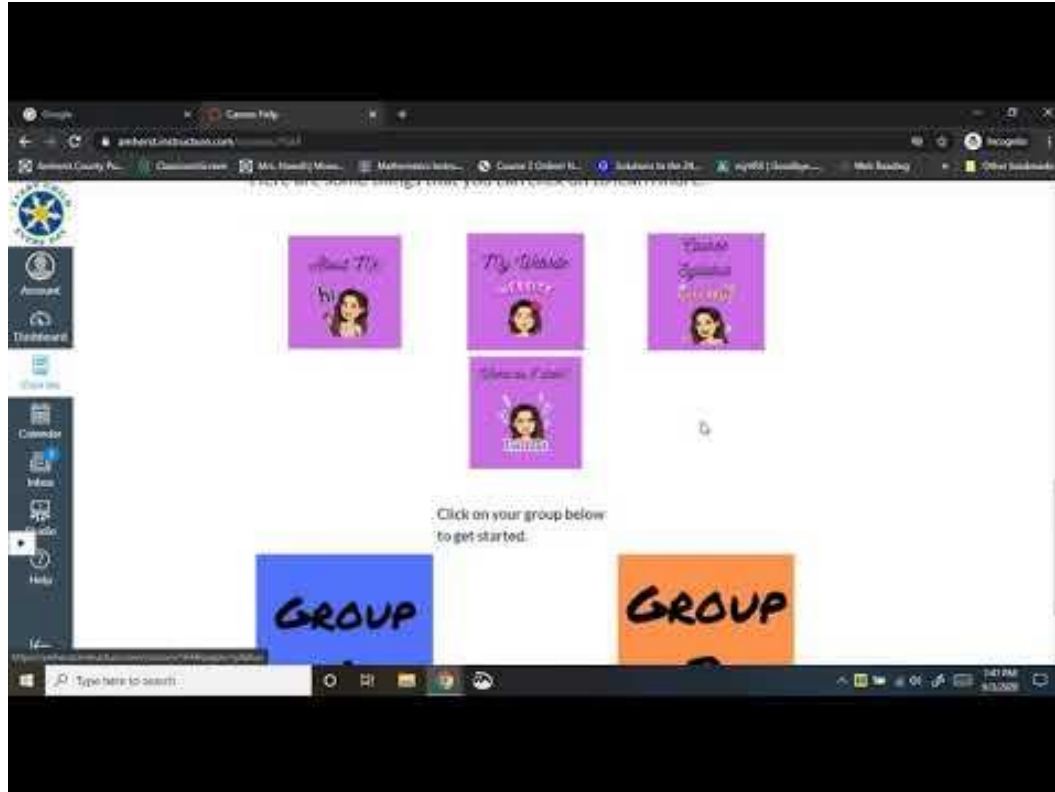
How Will Students Use Canvas?

Students will complete lessons and/or assignments in the Canvas platform during the week while they are at school (Monday-Thursday).

They will also have assignments to complete on Fridays. These may or may not be completed in Canvas.

More information about Friday expectations and assignments will be provided by your child's teacher.

Canvas - Logging in



Canvas - Navigation

Your child's
Dashboard will have
at least 4 courses:

Reading, Math,
Science, Social Studies

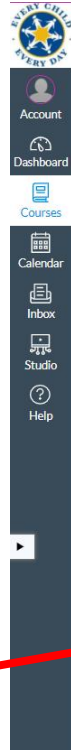
The screenshot shows the Canvas LMS Dashboard. On the left is a dark sidebar with navigation icons for Account, Dashboard, Courses, Groups, Calendar, Inbox, and Help. The main content area is titled 'Dashboard' and features three course cards: 'History 101' (pink), 'Simple Canvas Course' (green), and 'Using Technology in Education' (yellow). Each card displays course details and icons for announcements, messages, and files. On the right, there are sections for 'To Do' (listing assignments and discussions), 'Coming Up' (with a calendar icon), and 'Recent Feedback' (with a 'Nothing for now' message and buttons for 'Start a New Course' and 'View Grades'). The footer includes 'BY INSTRUCTURE' and links for User Research, Privacy policy, Terms of service, Facebook, and Twitter.

Additional courses may include Title 1 or Special Education support for students receiving those services.

Canvas - Navigation

Example Science
Course Home
Page

All courses will
have buttons that
students will use
to navigate.



A vertical sidebar on the left side of the page. At the top is the University of Utah logo with the text 'UNIVERSITY OF UTAH EVERY DAY'. Below the logo are several icons and labels: a person icon for 'Account', a dashboard icon for 'Dashboard', a book icon for 'Courses', a calendar icon for 'Calendar', an envelope icon for 'Inbox', a computer monitor icon for 'Studio', and a question mark icon for 'Help'. At the bottom of the sidebar is a right-pointing arrow icon.

Science

Kindergarten LEARNING MODULES



Meet Hanna Hippo! She is on a mission to learn science everywhere she goes—even under the sea! Dive into an exploration of science with Hanna by clicking on each module below.

September 9-11th Week 1	September 14-18th Week 2	September 21-25th Week 3	September 28-October 2 Week 4	October 5-9th Week 5
October 12-16th Week 6	October 19-23rd Week 7	October 26-30th Week 8		



[Return to the Home Page](#)

Canvas - Navigation

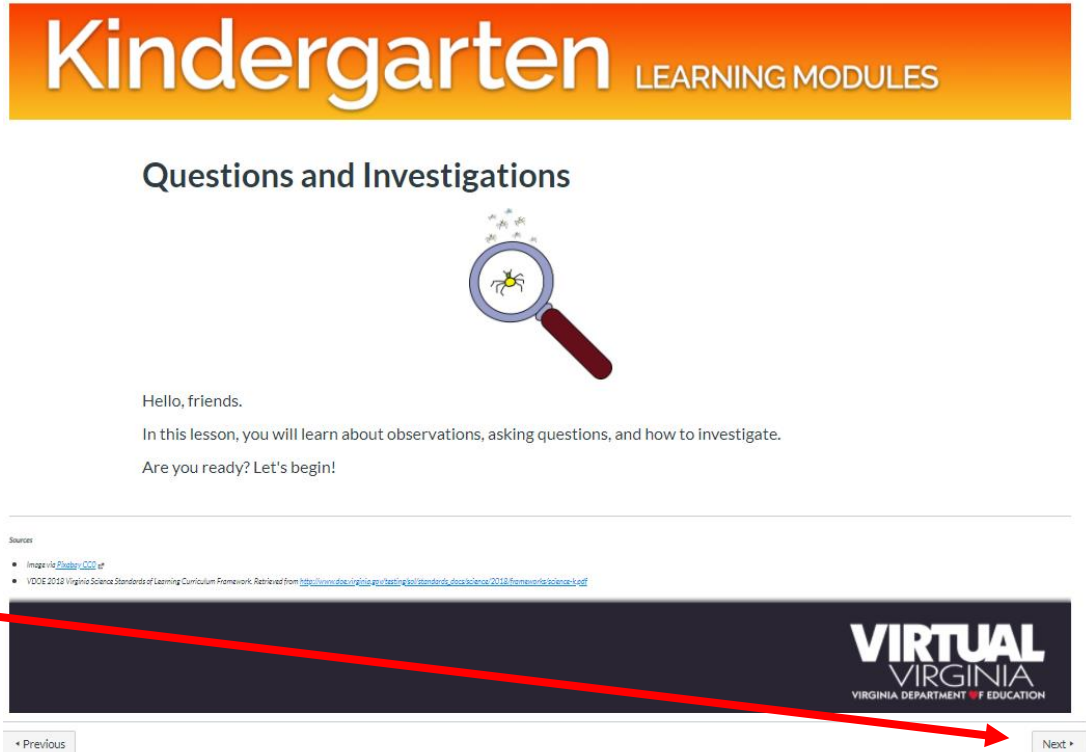
After clicking the Week button on the Home Page, the student will see a Landing page like this.

The screenshot displays the Canvas LMS interface for a course. On the left is a dark navigation sidebar with icons for Account, Dashboard, Courses, Calendar, Inbox, Commons, Studio, and Help. To the right of the sidebar is a list of course navigation links: Syllabus, Assignments, Announcements, Pages, Discussions, Files, Quizzes, Conferences, Collaborations, Outcomes, Rubrics, Studio, Google Drive, Destiny Library, and Settings. The main content area shows the course title 'September 28th- October 2nd Week 4-Daily Science Lessons'. Below this is an orange banner for 'Kindergarten' with 'LEARNING MODULES' text. A blue banner features a cartoon animal and the word 'Science'. Underneath is the text 'Week 5' and five comic-style buttons for 'MONDAY', 'TUESDAY', 'WEDNESDAY', 'THURSDAY', and 'FRIDAY'. At the bottom right are two circular icons: 'Science' and a home icon.

Canvas - Navigation

Clicking the day of the week button takes the student directly to their lesson.

Navigation buttons



The screenshot shows a web page for 'Kindergarten LEARNING MODULES'. The main heading is 'Kindergarten' in large white text on an orange-to-yellow gradient background, with 'LEARNING MODULES' in smaller white text to its right. Below this is the section title 'Questions and Investigations' in black. A magnifying glass icon with a small insect inside is centered. The text below reads: 'Hello, friends. In this lesson, you will learn about observations, asking questions, and how to investigate. Are you ready? Let's begin!'. At the bottom, there is a dark blue banner with the 'VIRTUAL VIRGINIA' logo and 'VIRGINIA DEPARTMENT OF EDUCATION' text. Navigation buttons for 'Previous' and 'Next' are located at the bottom of the page. Two red arrows originate from the text 'Navigation buttons' on the left: one points to the 'Previous' button and the other points to the 'Next' button.

Kindergarten LEARNING MODULES

Questions and Investigations

Hello, friends.
In this lesson, you will learn about observations, asking questions, and how to investigate.
Are you ready? Let's begin!

Sources

- Image via [Pixabay.com](#)
- VDOE 2018 Virginia Science Standards of Learning Curriculum Framework. Retrieved from <http://www.doe.virginia.gov/testing/standards-of-learning/2018-framework/06-science-6.pdf>

Previous Next

Canvas - Navigation

Students will continue working until they see a STOP sign.

They can go back to the Home Page for this course *OR* go to their Dashboard to complete work for the next course.

STOP



You have finished today's lesson!



[Return to the Home Page](#)

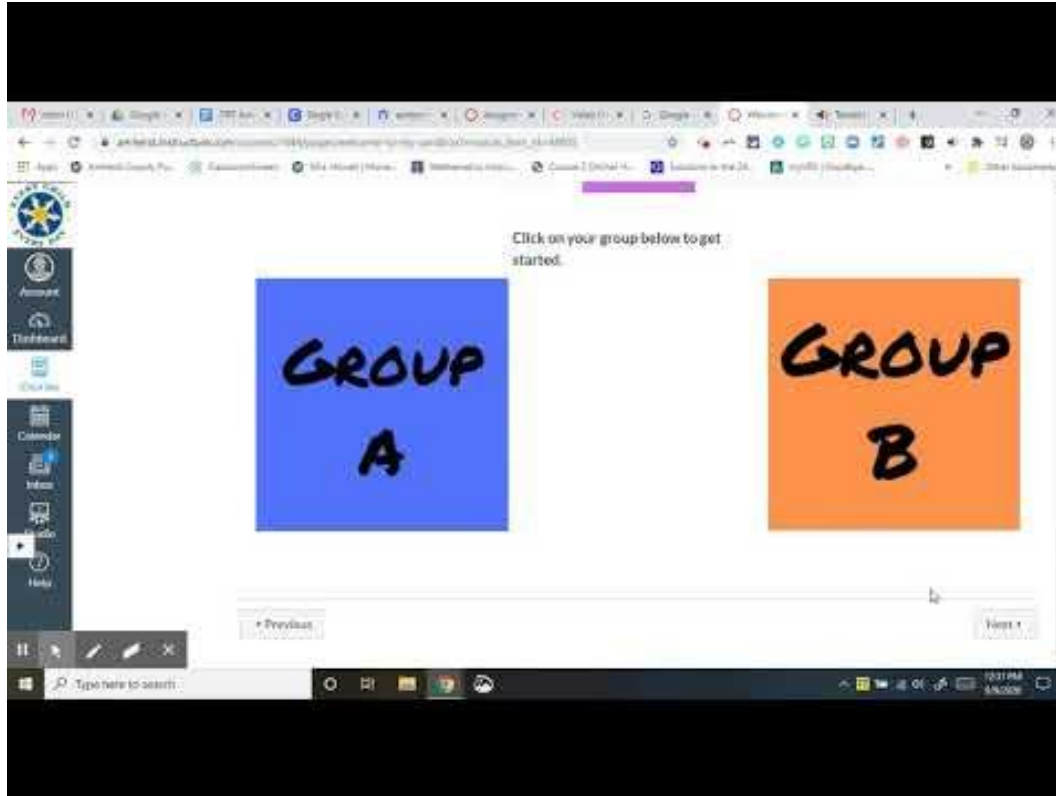
[◀ Previous](#)

[Next ▶](#)

Canvas - Read Aloud Features

Part 1 -
Read
Speaker
Tool (00:00-
01:43)

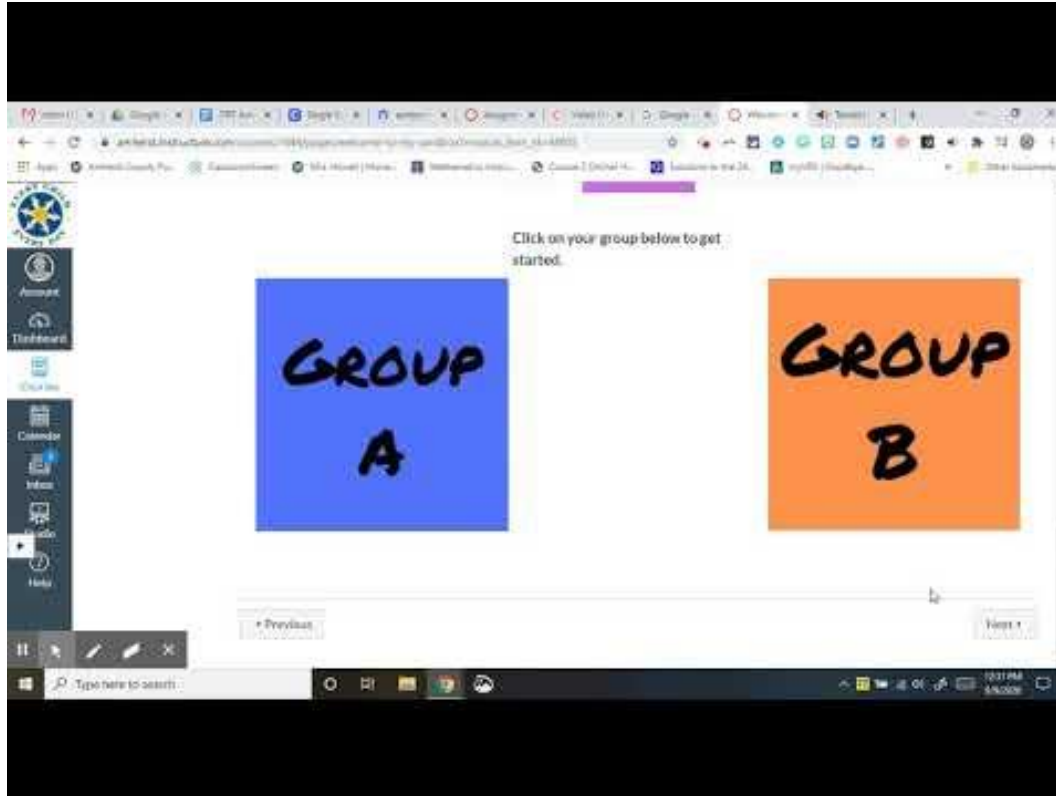
Reads text
directly on
Canvas
page.



Canvas - Read Aloud Features

Part 2 - Text
Aid Tool
(01:44-
08:45)

Reads any
text pasted
into it or
uploaded
files.



Canvas - Submitting Assignments

There are a variety of ways students can submit assignments in Canvas, depending on the assignment details specified from your child's teacher. Here are some of the most common ways:

- [How to Submit Assignments Using the Text Box](#)
- [How to Submit Assignments Using a File](#)
- [How to Submit Assignments Using a Video](#)
- [How to Submit Google Drive Cloud Assignments](#)

The teacher may also opt for students to submit an assignment “offline,” which means they are submitting something directly to the teacher.


Canvas - Reviewing Grades/Teacher Feedback

You can view grades and teacher feedback for an assignment in Canvas. **However, PowerSchool is the source for final grade information.**

Please note that not all assignments given in Canvas count towards the student's final grade. The assignment may be a practice item, but the teacher desires to give feedback to the student so they can improve. In addition, several assignment grades may also be combined to achieve a final grade.

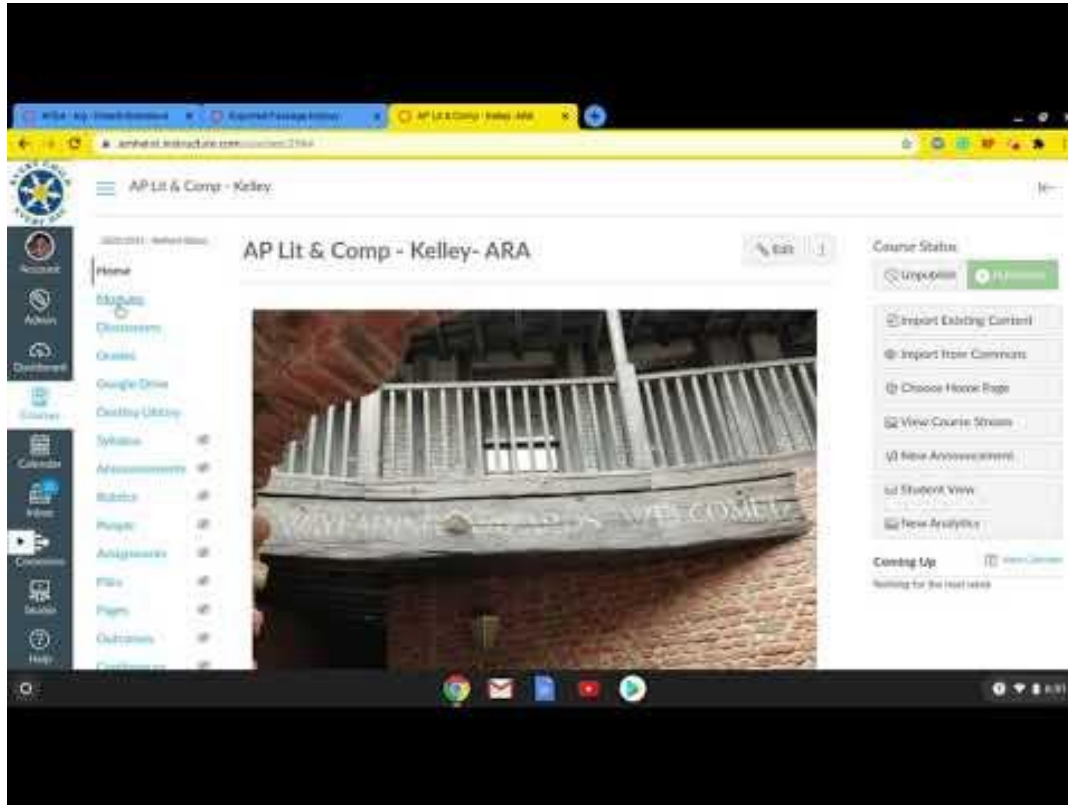
Reach out to your child's teacher for specific grading questions.

Canvas - Reviewing Grades/Teacher Feedback



Canvas - Accessing Course Content Offline

You must be connected to the internet to export the course content. Then you can access it offline.



Canvas - Parent Observer Account

[Observer
Visibility
Guide](#)



TRAINING SERVICES



Google Classroom Overview

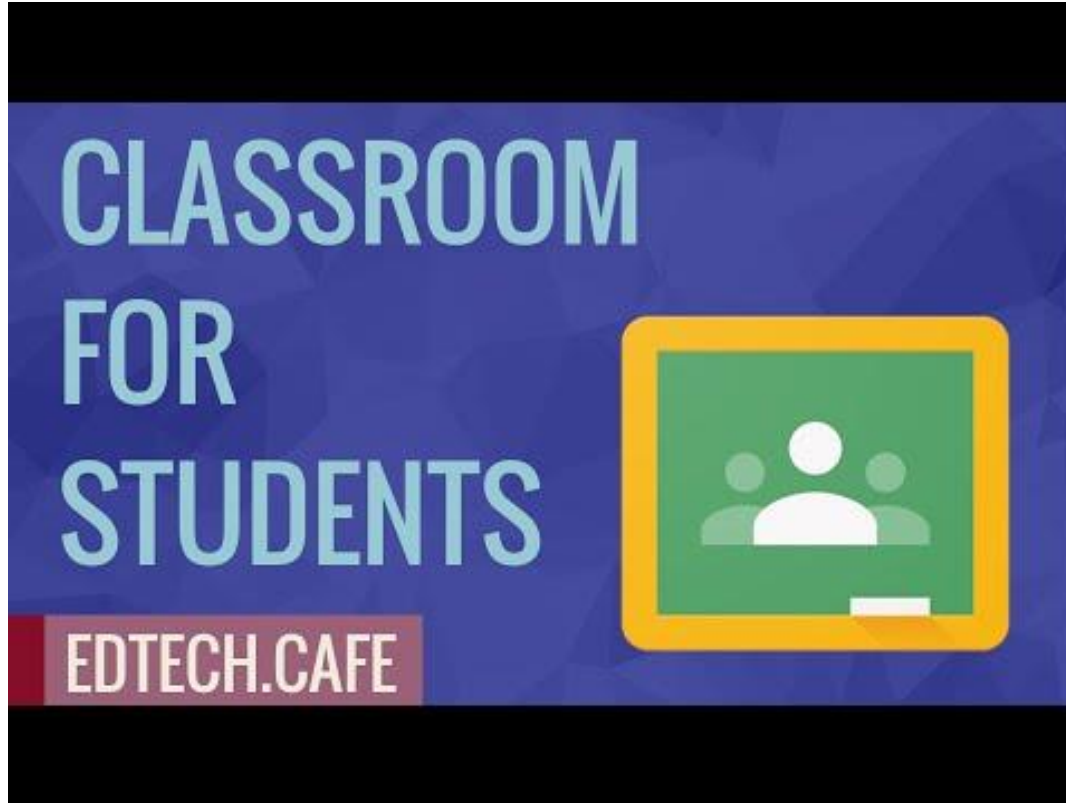
What is Google Classroom?

Google Classroom is another online learning **platform** that teachers can use to deliver lessons and assignments to students.

Your child's resource classes (Art, Music, P.E., Guidance) will each have a Google Classroom with resources/lessons .

Google Classroom - Logging in

Your resource teacher will give you a join code for you to join their class.

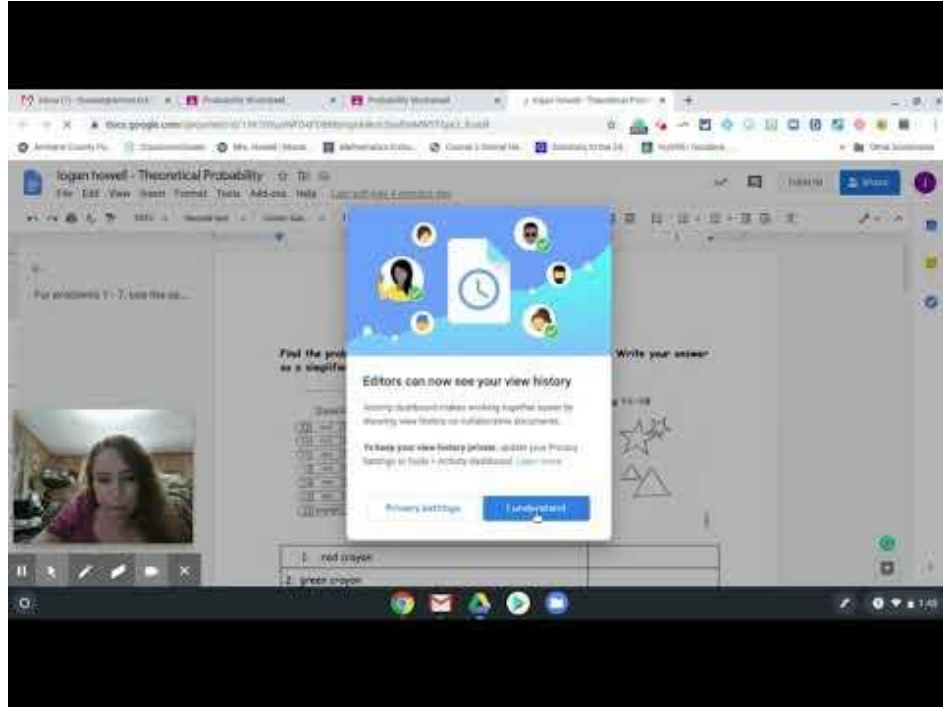


Google Classroom - Navigation

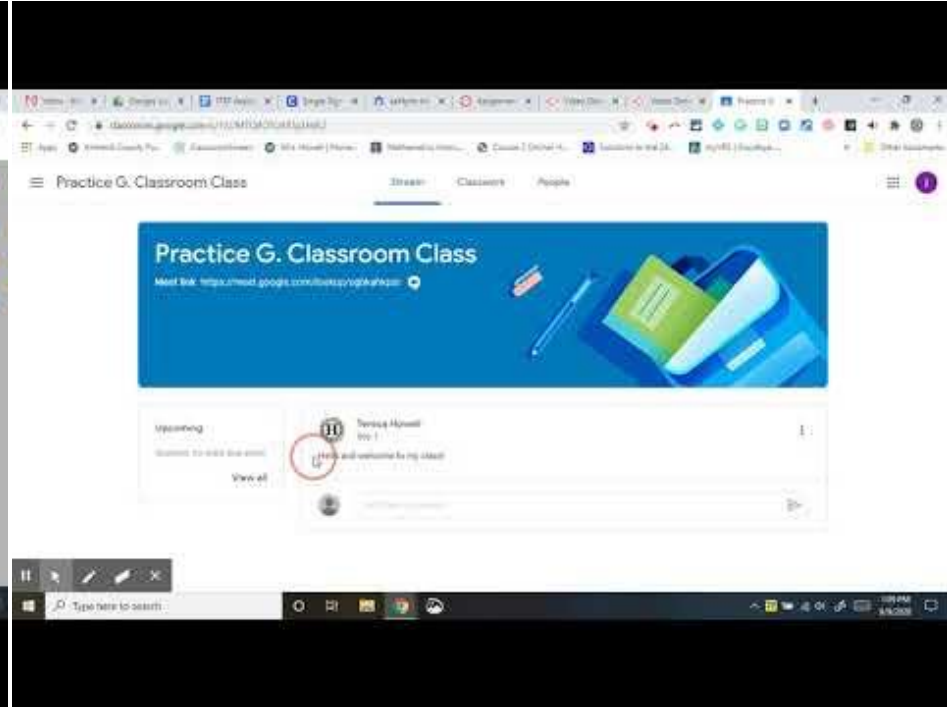
Here is an example from Mrs. Blanks explaining how to navigate in her Music Google Classroom:

https://drive.google.com/file/d/149qZZ6snH6F_1yuvBNEAq2Gyhti5DLiD/view

Google Classroom - More Information

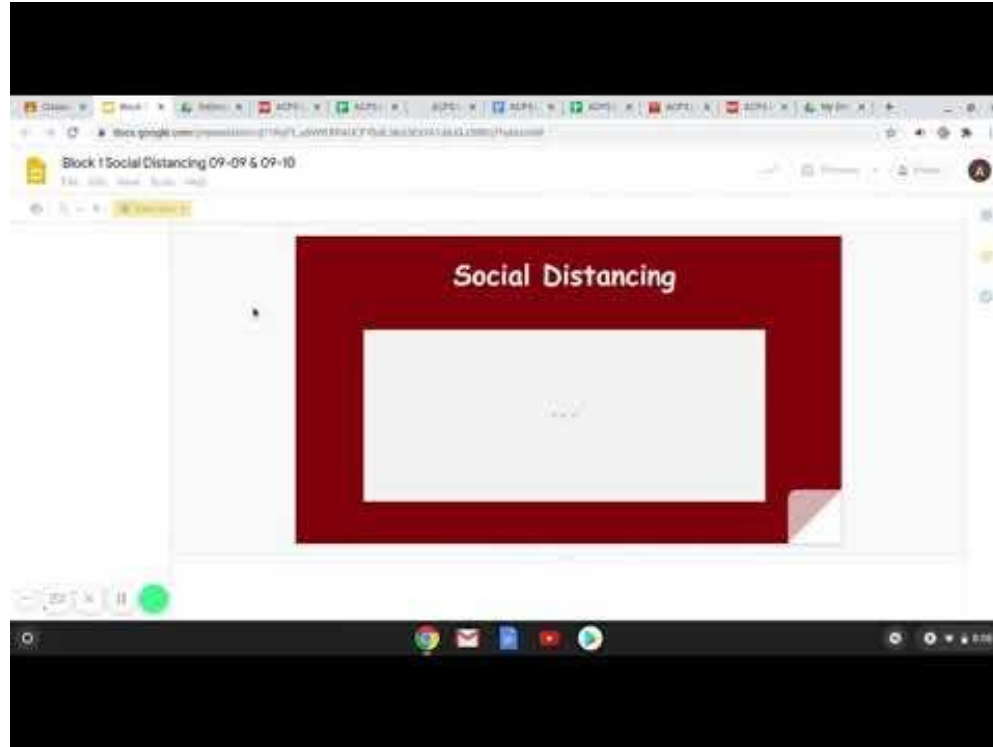


More in-depth video about Google Classroom



Using Text Aid in Google Classroom

Google Classroom - More Information



How to Access Google Classroom Content While Offline

Questions

Questions

Please reach out to your child's teacher for more specific information.

Additional sources of information:

- [Canvas Student Guide](#)
- [Canvas Observer Guide](#)
- [Google Classroom Help](#)